

Project Local Info

Our target:

Simplify the communication between the active people

Project Local Info


Our plan:

- Create a service which helps people to share the events and entertainment
- Create an opportunity to help people
- Try to create tracking service
- Help people find basic services through bing maps

Technologies

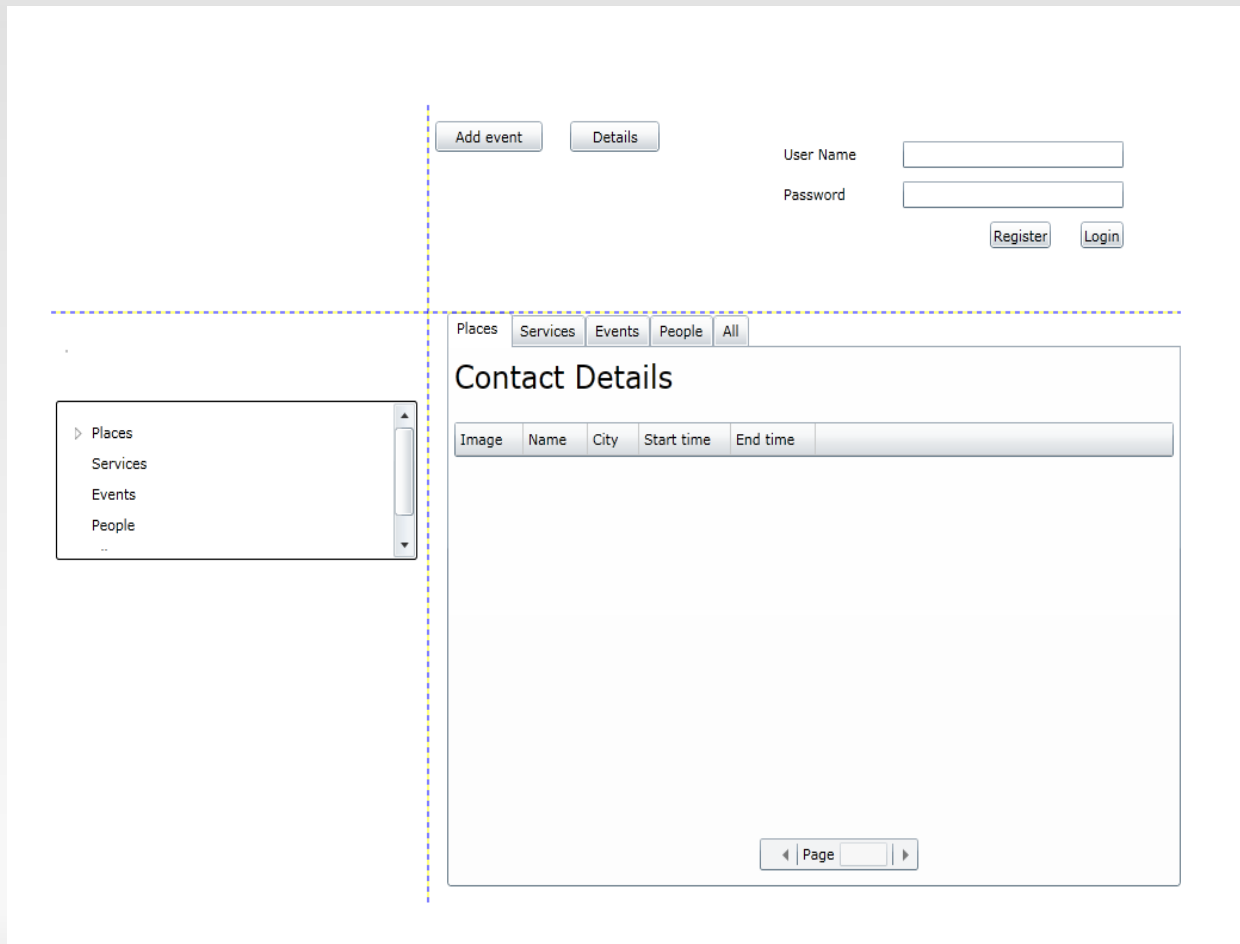
What we use:

- Silverlight
- Mysql
- .Net
- Visual Studio
- Bing Maps



Our result

Web site interface



Connection to the MySQL data base

The screenshot displays a web application interface with a navigation menu on the left and a main content area on the right. The navigation menu includes 'Places', 'Services', 'Events', 'People', and '..'. The main content area features a header with 'Add event' and 'Details' buttons, followed by 'User Name' and 'Password' input fields, and 'Register' and 'Login' buttons. Below this is a tabbed interface with 'Places', 'Services', 'Events', 'People', and 'All' tabs. The 'People' tab is active, showing a table with columns 'Firstname', 'Surname', and 'Gender'. The table contains two rows: 'Greg Li 0' and 'Jula Syao 0'.

Navigation menu:

- Places
- Services
- Events
- People
- ..

Header buttons: Add event, Details

Form fields: User Name, Password

Buttons: Register, Login

Table tabs: Places, Services, Events, People, All

Firstname	Surname	Gender
Greg	Li	0
Jula	Syao	0

Registration form for Events

The image shows a web registration form for events. On the left is a vertical sidebar menu with a scroll bar, containing the following items: Places, Services, Events, People, and an ellipsis (...). The main form area is divided into two sections by a horizontal dashed blue line. The top section contains two buttons: 'Add event' and 'Details'. Below these are input fields for 'User Name', 'Event Name', 'Date' (with a date picker set to 15), and 'Time'. To the right of these fields are 'User Name' and 'password' labels with corresponding input boxes, and 'Register' and 'Login' buttons. The bottom section contains input fields for 'Location', 'Street', and 'City/Town', followed by a large 'Details' text area and a 'Submit' button.

Navigation: Add event, Details

User Information: User Name, password, Register, Login

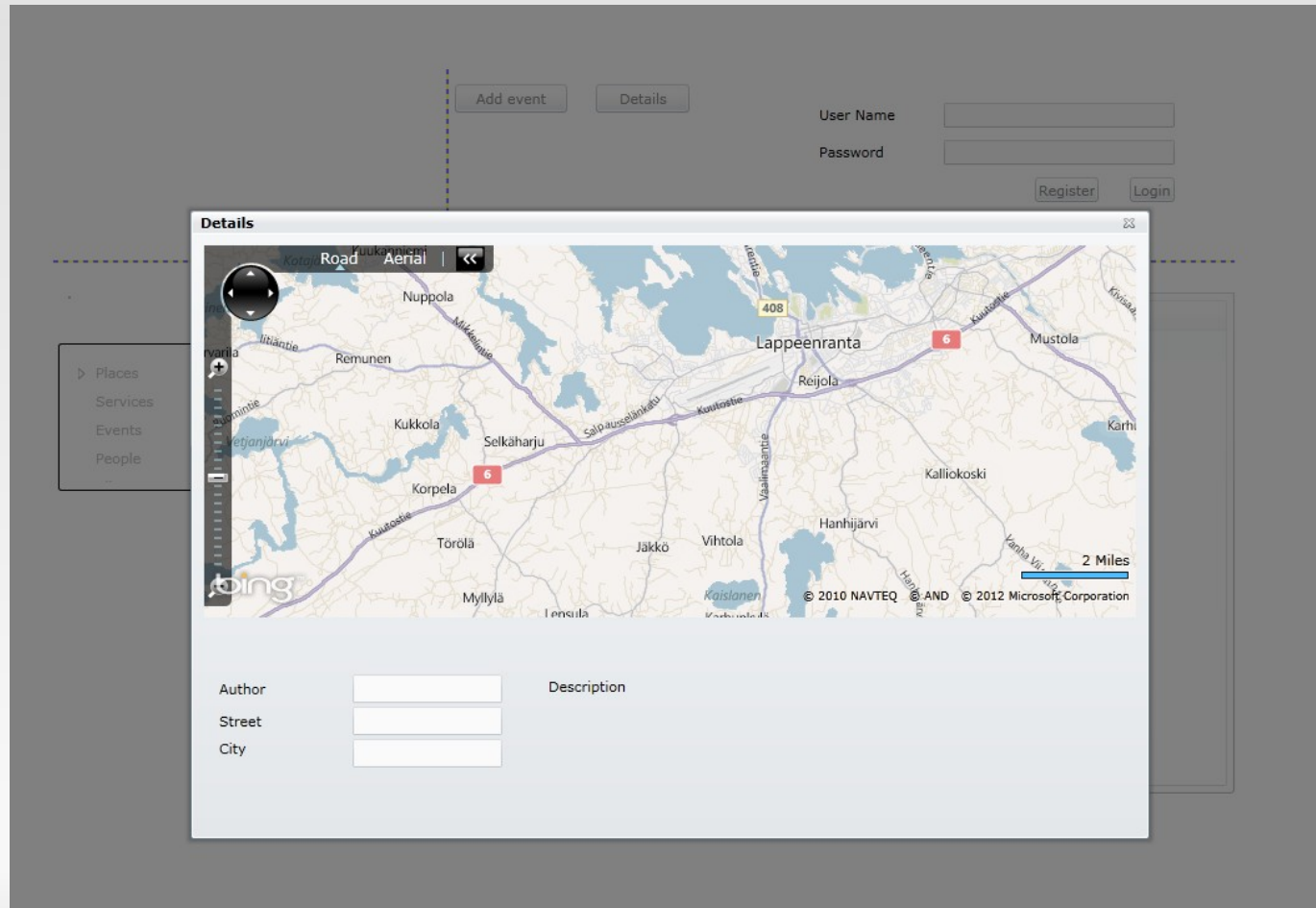
Event Information: Event Name, Date (<M/d/yyyy> 15), Time

Location: Location, Street, City/Town

Details: Details

Submit: Submit

Mapping service



Registration form for users

Add event Details

User Name

Password

Register Login

Places Services Ev

Places	Services	Ev
Greg	Li	
Jula	Syao	

Nickname:

Name:

Surname:

Password:

Repeat Password:

Gender: Male Female

Email:

Location:

Phone number:

Submit

- Places
- Services
- Events
- People
- ...